

TransMonEE NSO data collection

Data availability and quality on children in alternative care in the TransMonEE – reflections on the 2021 data collection

Reflections and way forward

By Flavio Bianconi, International expert
02 November 2022



Presentation will cover below:



TransMonEE data
collection template



Key changes introduced



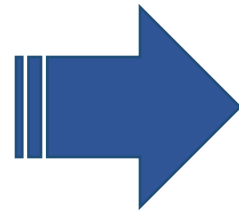
Time series revisions
(recalculations)



Challenges

OLD DATA COLLECTION (1998- 2018)

Population	Fertility
Mortality	Health
Education	Child Protection
Juvenile justice and crime	Social Protection
Child Well-being	Economy and Labour Market



NEW DATA COLLECTION 2021 (2015-2020)

1. Family environment

3. Violence against children

2. Access to justice for children

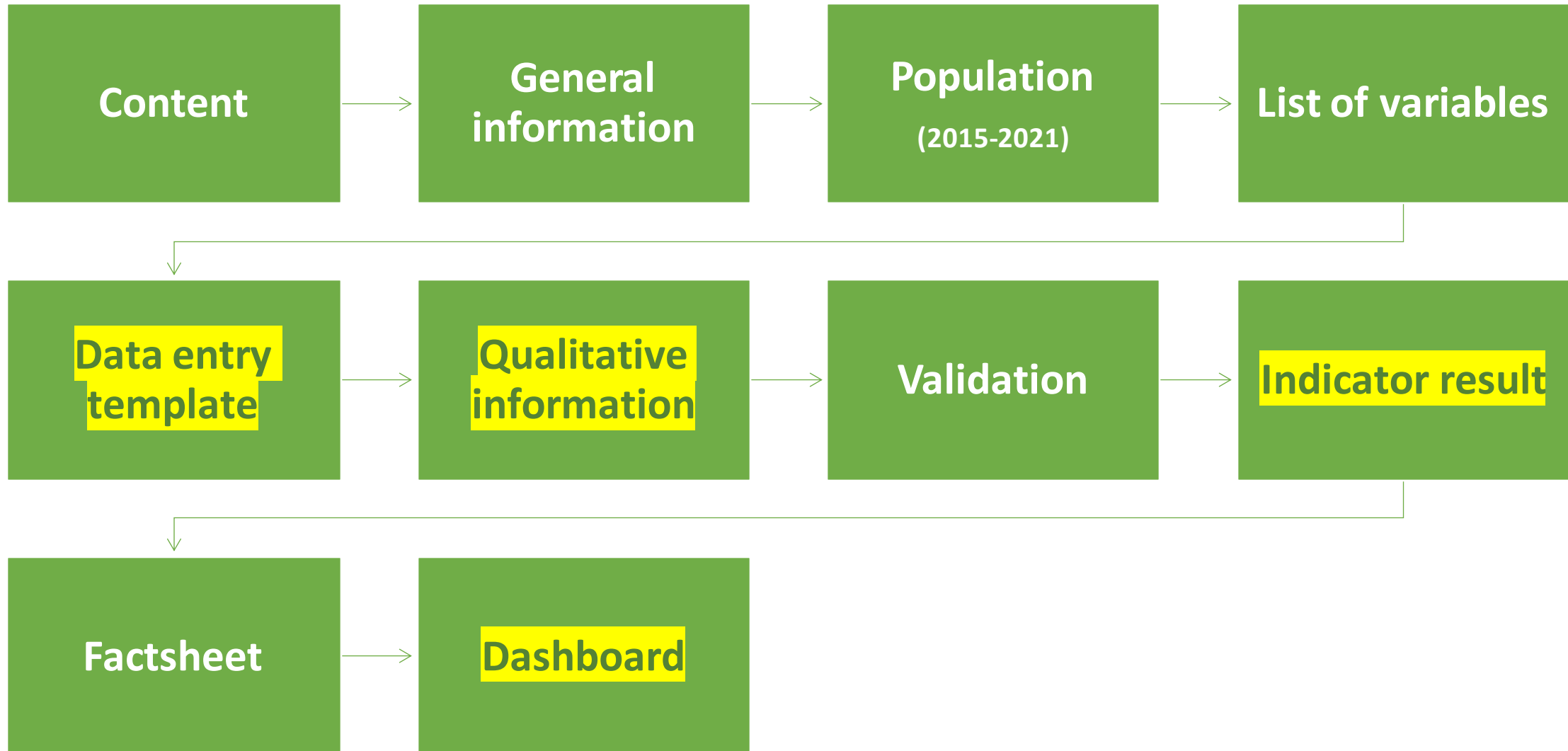
4. Children with disabilities

Data collection areas : Four sub-domains and nine categories



TransMonEE : Revised Data Entry template

(11 worksheets)



Key changes in
the indicators:

Family
environment

Discontinued variables

- Children without parental care
- Types of residential care (including by “public/non-public”)
- Foster family capacity
- Children available for adoption

Introduced new variables

- Inflow data on children in residential care
- Re-defined the types of care for children in family-based care (foster, kinship, (all) other types)
- Distinguish between domestic and intercountry adoptions

Introduced new disaggregation

- Distinguish between children and young people in care
- Individual age
- Destination upon leaving care categories

Time series revisions

Recalculations using old TransMonEE data

New variable	Old variable	Methodology used for recalculation	Definition issues
Total number of children aged 0-17 in formal residential care, at the end of the year	Total number of children in residential care (at the end of the year)	Excluding data of children aged 18 years and older for the countries for which data by detail age were provided	No
Total number of children with disabilities aged 0-17 in formal residential care, at the end of the year	Total number of children with disabilities in residential care (at the end of the year)	Excluding data of children with disabilities aged 18 years and older for the countries for which data by detail age were provided	NA
Total number of children aged 0-17 who left formal residential care, during the year	Total number of children who left public residential care institutions (during the year)	Excluded children and persons transferred to other residential care and excluded persons 18+ where data are available	Old cover only public residential care.
Total number of children aged 0-17 in formal foster care, at the end of the year	Number of children in foster care (at the end of the year)	Excluded persons aged 18 years and older where data are available	Old: Foster care can include kinship care. New: Kinship collected separately.
Total number of children aged 0-17 in formal foster care, at the end of the year: of which children with disabilities	Number of children with disabilities in foster care (at the end of the year).	Excluded persons aged 18 years and older where data are available	Old: The foster care can include kinship care. New: Kinship collected separately.

Time series revisions

Recalculations using old TransMonEE data

New variable	Old variable	Methodology used for recalculation	Definition issues
Total number of children aged 0-17 who entered all formal family-based care during the year	Total number of children who entered foster care, during the year and total number of children who entered guardians during the year	Sum of the total number of children who entered foster care and who entered guardians during the year. Same calculation by sex where data available.	Old: guardian care can include children placed in other formal family-based care and in formal residential care. New: sum of children who entered foster, kinship, and other forms of family-based care.
Total number of children aged 0-17 who left all formal family-based care, during the year	Total number of children who left foster care (during the year) exclude those placed in other foster care family) and Total number of children who left guardian care (during the year)	Sum of the total number of children who left foster care exclude those placed in other foster care family and who left guardian care (during the year). Same calculation for disaggregation by destination upon leaving all formal family-based care where possible	Old: children who left foster care includes those placed into other foster families. Guardian care can consist of children who don't stay in the guardian parents New: Repeat admission of the same child during the reference year to the same formal family-based care arrangement, and children who were transferred from one formal family-based care arrangement to another are not counted as left formal family-based care
Total number of children aged 0-17 who left formal foster care, during the year	Total number of children who left foster care (during the year)	Total number of children who left foster care (during the year) less than those placed in other foster care families where possible.	Old: children who left foster care includes those placed into other foster families and can old data can includes persons aged 18+. New: Children transferred to other foster families are not counted, while those transferred from formal kinship care and/or other forms are counted.

Time series revisions

Need confirmation -
Correspondence b/w old and new data provided by NSOs

New variable	Old variable	Remarks
Total number of young people aged 18-24 in formal residential care, at the end of the year	persons in residential care end of the year aged 18+	The old variable can contain persons over 24 years old
Total number of young people with disabilities aged 18-24 in formal residential care, at the end of the year	persons with disabilities in residential care end of the year aged 18+	The old variable can contain persons over 24 years old
Total number of children aged 0-17 who entered formal residential care, during the year	Total number of children without parental care, placed in residential care during the current year	
Total number of children aged 0-17 who left formal residential care, during the year, by destination upon leaving formal residential care	Total number of children who left public residential care institutions (during the year); by reason for leaving residential care	Linked the reasons categories for which a correspondence between old and new exist
Total number of young people aged 18-24 who left formal residential care, during the year	Total number of persons aged 18+ who left public residential care institutions (during the year)	The old variable can contain persons over 24 years old
Total number of children aged 0-17 who entered formal foster care, during the year (Including by sex)	Total number of children who entered foster care (during the year) (including by sex)	Data coverage can differ: According to the new definition the data should include only children placed in foster care for the first time and those in kinship should not be reported here. Those placed in other foster care are included for some countries
Total number of children aged 0-17 who left formal foster care, during the year: by destination upon leaving foster care (Family reunification, placed in residential care, started independent life before age 18)	Total number of children who left foster care (during the year) by reason for leaving foster care: returned to their biological parents, Entered child care/educational institutions, Started independent life	Old data can include persons aged 18+

Challenges experienced

1. Availability of aggregates and disaggregation (2015-2020)

2. Data coverage and quality (Definition and comparability)

Availability of aggregates and disaggregation (2015-2020)

Availability of TransMonEE data from the NSOs (number of variables %)													
Country name	Domain-1 : Family Environment	Domain 1.1 : Formal Residential care	Domain 1.2 : Formal Family-Based Care	Domain 1.3 : Adoption of children	Domain-2	Domain 2.1 : Child Victims and Witnesses of Child	Domain 2.2 : Diversion, sentencing, and detention of children	Domain 2.3 : Access to independent human rights mechanism	Domain 3 : Violence against children	Domain-4 : Children with disabilities	Domain 4.1 : Children with disabilities - Health	Domain 4.2 : Children with disabilities - Social Protection	Domain 4.3 : Children with disabilities - Education
Armenia	100%	100%	100%	100%	56%	50%	50%	100% (from 2016)	100% (from 2016 – 2019)	88%	100%	75%	100%
Azerbaijan	28%	50%	25%	25%	33%	50%	33%	NA	NA	88%	75%	100%	100%
Belarus	61%	63%	69%	50%	33%	50%	33%	NA	NA	NA	100%	100%	100%
Bosnia & Herzegovina	32%	38%	25%	50%	56%	100%	50%	NA	NA	13%	NA	NA	100%
Bulgaria	86%	100% (from 2019)	75%	100%	89%	50%	100%	100%	33%	75%	50%	100% (from 2017)	100%
Croatia	46%	50%	31%	100%	75%	50%	83%	100% (only 2020)	50%	50%	NA	100%	100% (from 2016)
Georgia	75%	63%	75%	100%	78%	50%	67%	100%	100% from 2019/2020	NA	NA	100%	100%
Hungary	86%	88%	81%	50%	78%	50%	100%	NA	100%	50%	50%	33%	100%
Kosovo	100%	100%	100%	100%	60%	NA	83%	100%	67%	38%	NA	67%	100%
Kyrgyzstan	46%	50%	44%	50%	67%	50% (from 2018)	83%	NA	33%	75%	100%	25%	100%
Latvia	71%	75%	63%	100%	44%	50%	33%	100%	NA	100%	100%	100%	100%
Lithuania	71%	62%	69%	100%	78%	50%	100%	NA	80%	100%	100%	100%	100%
Moldova	86%	75%	88%	100%	89%	50%	100%	100%	33%	88	75%	100%	100%
North Macedonia	54%	100%	44%	50%	67%	50% (from 2018)	75%	100% (Partial data)	75%	13%	NA	NA	100%
Poland	79%	75%	88%	50%	56%	50%	67%	NA	NA	25%	NA	33%	100%
Romania	36%	38%	19%	100%	44%	NA	67%	NA	75%	88%	100%	75%	100%
Serbia	61%	75%	44%	100%	89%	50%	100%	100%	33%	38%	NA	75%	100%
Slovakia	64%	63%	69%	50%	33%	NA	33%	NA	NA	86%	100%	75%	100%
Slovenia	25%	25%	25%	25%	33%	50%	33%	NA	NA	NA	NA	66%	100%
Turkey	43%	50%	25%	100%	NA	NA	50%	100% (from 2019)	NA	13%	NA	NA	100%
Turkmenistan	11%	38%	NA	NA	NA	NA	NA	NA	NA	63%	75%	75%	NA
Ukraine	61%	50%	69%	50%	56%	50%	67%	NA	NA	10%	100%	100%	100%
Uzbekistan	82%	75%	81%	100%	NA	NA	NA	NA	NA	100%	100% (from 2018)	100%	100%
Tajikistan	36%	88%	NA	75%	89%	50%	100%	100%	33%	63%	50%	75%	100%
Albania	75%	75% (from 2017)	69% (from 2017)	100% (from 2017)	56%	50%	75%	NA	33% (from 2017)	38%	NA	67% (from 2018)	100% (from 2019)

Availability of aggregates and disaggregation (2015-2020)

Availability of TransMonEE disaggregated data from the NSOs (sub-domain 1) - (number of variables %)														
Country name	Domain 1.1 : Formal Residential care					Domain 1.2 : Formal Family-Based Care					Domain 1.3 : Adoption of children			
	availability (number of variables %) - Total	of which – availability by sex	of which – availability by age	of which – availability by disability	of which – availability by other	availability (number of variables %) - Total	of which – availability by sex	of which – availability by age	of which – availability by disability	of which – availability by other	availability (number of variables %) - Total	of which – availability by sex	of which – availability by age	of which – availability by disability
Armenia	100%	Full	Full	Full	Full	100%	Full	Full	Full	Full	100%	Full	Full	Full
Azerbaijan	50%	Few	Few (age group)	Partial	NA	25%	Full	NA	NA	Partial	25%	Full	NA	NA
Belarus	63%	Partial	Few (age group)	Few	Almost full	69%	Few	Few (age group)	NA	Full	50%	Full	Full (age group)	NA
Bosnia & Herzegovina	38%	Full	Age group	Full	NA	25%	Full	Age group	Full	NA	50%	Full	Partial (age group)	NA
Bulgaria	100% (from 2019)	Partial	Partial (age groups)	Partial	NA	75%	NA	NA	Few	NA	100%	Partial	Partial (from 2019)	Full
Croatia	50%	Partial	NA	Partial	Partial	31%	Partial	NA	Partial	NA	100%	NA	Few age groups	Full
Georgia	63%	Partial	Partial	Partial	Partial	75%	Partial	Partial	Partial	Few	100%	Full	Partial	Full
Hungary	88%	Partial	Partial	Partial	Full	81%	Partial	Few	Partial	Few	50%	NA	NA	NA
Kosovo	100%	Full	Full	Full	Full	100%	Almost Full	Almost Full	Almost Full	Partial	100%	Full	Full	Full
Kyrgyzstan	50%	Full	Partial	Partial	Partial	44%	NA	NA	NA	NA	50%	Full	Partial (one age group)	NA
Latvia	75%	Full	Few by age group	Few	Full	63%	Full	Full by age group	NA	Full	100%	Full	Few (individual and age group)	Full
Lithuania	62%	Few	Few age groups	Few	Full	69%	Partial	Partial age groups	Few	Few	100%	Partial	Partial age groups	Full
Moldova	75%	Almost Full	age groups	Full	Full	88%	Partial	Partial (age groups)	Partial	Partial	100%	Full	Partial (age groups)	Full
North Macedonia	100%	Full	Full	Full	Full	44%	Full	Partial (age group)	Partial	NA	50%	NA	NA	NA
Poland	75%	NA	Partial (age group)	partial	Full	88%	Full	Few (age group)	Few	Full	50%	NA	Full	NA
Romania	38%	NA	NA	Full	NA	19%	NA	NA	Full	NA	100%	Partial	NA	Full
Serbia	75%	Partial	Partial (age group)	Partial	Full	44%	Few	Partial (age group)	Few	Few	100%	Partial	Partial (age group)	Full
Slovakia	63%	Full	NA	Partial	NA	69%	NA	NA	Few	Few	50%	NA	NA	NA
Slovenia	25%	NA	NA	Full	NA	25%	Partial	Partial	NA	Full	25%	Full	Full	NA
Turkey	50%	Full (form 2019)	Partial (from 2019)	NA	Full (from 2019)	25%	Partial	NA	Partial	NA	100%	Almost full	Partial	Full
Turkmenistan	38%	Partial	NA	Full	NA	NA					NA			
Ukraine	50%	NA	NA	Few	Partial	69%	Partial	Few	Few	Few	50%	Few	Age groups	NA
Uzbekistan	75%	Partial	Partial	Partial	Full	81%	Full	NA	Few	Partial	100%	Full	NA	Full
Tajikistan	88%	Full	Full	Full	Full	NA					75%	Partial	Partial	Partial
Albania	75% (from 2017)	Full	NA	Full	Full	% (from 2017)	Almost full	NA	Full	NA	100% (from 2017)	Partial	NA	Full

Calculation: Alternative Care

Indicator: Rate of children in formal alternative care at the end of the year (per 100,000)

Numerator: Total number of children aged 0-17 in formal residential care, at the end of the year + Total number of children aged 0-17 in formal foster care, at the end of the year + Total number of children aged 0-17 in formal kinship care, at the end of the year + Total number of children aged 0-17 in other forms of formal family-based care, at the end of the year

Denominator: Total population aged 0-17 on 31 December of the reference year * 100 000

TransMonEE - NSO Child Protection data

Family Environment



Formal residential care

Family-based care

Adoption

Subdomain definition

Number of children aged 0-17 in formal residential care, at the end of the year

Subregion, Country

All

Year

2020



Country trends

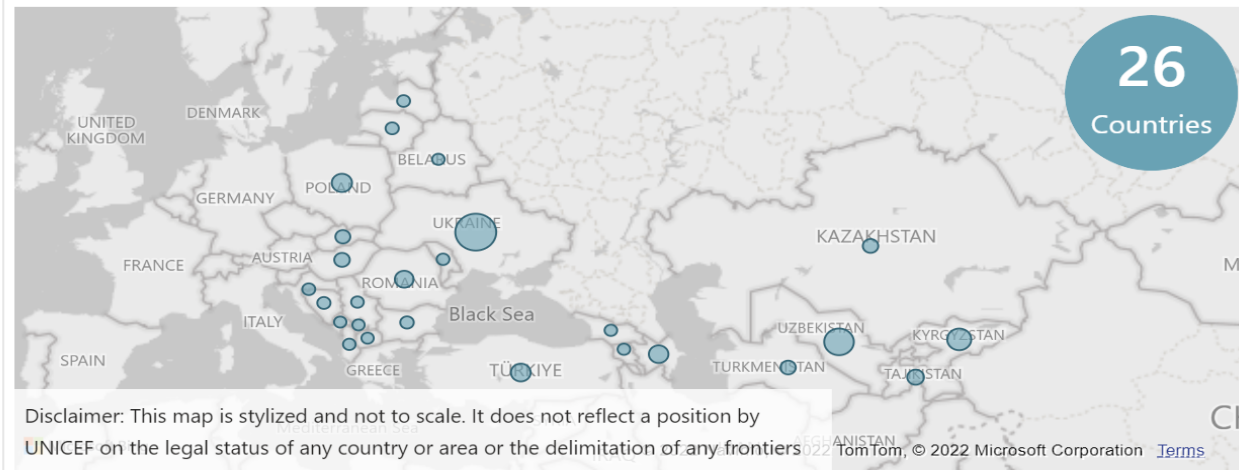
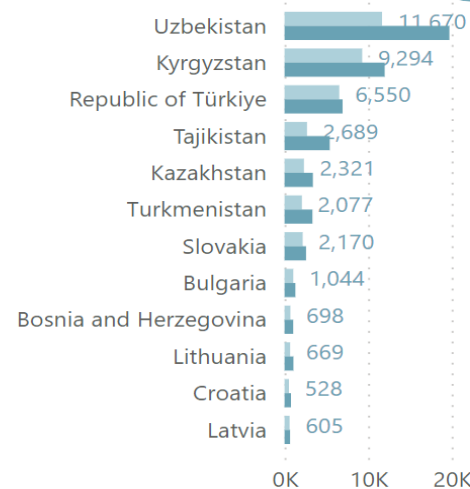
Total number

199,259

Disaggregated by Sex

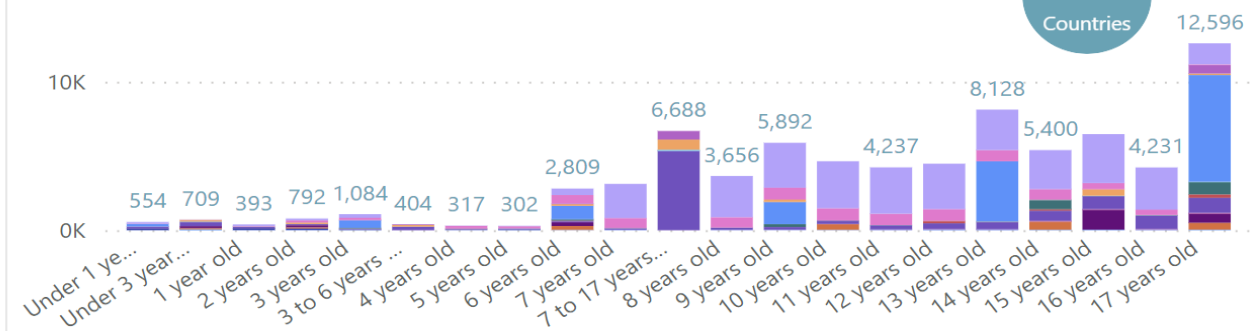
Sex ● Female ● Male

21 Countries



Disaggregated by Age

16 Countries



[Click Link](#)

Data coverage and quality (definition and comparability)

- **Under-reporting of coverage issues**
 - Not all residential care facilities are reported
- **Indicator calculation difficulties - if data is not provided for all variables**
 - Formal residential care, formal foster care, formal kinship care, other forms of formal family-based care
- **Quality of data**
 - No relation between stock and flow data due mainly to different data source(s) used
 - Inconsistencies between variables reported (due mainly to different data source(s) used)
- **Inconsistency with the definitions**
 - Data includes persons aged 18 years old and above
 - Flow data includes children transferred to another residential care facility and/or to another family-based care arrangement and/or within the family-based care arrangement
 - The statistical unit does not match the definition (for instance: cases instead of children)

Progress made in 2022 data collection



Improved understanding of data collection template



Better implementation of validation rules and quality



Improved data availability – aggregates and disaggregation



Good submission rate and comparing with last year

Thank you.